



Yuasa Technical Data Sheet

Yuasa 640SHD - Cargo Super Heavy Duty Batteries (SHD)

Performance

Voltage	12V
Capacity (20-hour)	115Ah
Cold Cranking Amps (EN1)	1000A

Dimensions

Length	329mm
Width	171mm
Height	240mm

Weights & Measures

Mean Weight with Acid	26.2kg
Dry Weight	-
Acid Volume	-

Container Features

Case Type	GR31 BCI
Cell Layout	9
Hold Down	N
State of Charge Indicator	✓
Handles	✓
End Venting	✓
Semi-Traction Features	-
Lid Type	SMF Double Lid

Technology

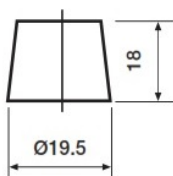
Flame Arrestor	✓
Technology	Ca/Ca
Separator	PE
VDA Roll Over Test	-
Vibration	V2 (30Hz/6g/2hr)
Recommended Charge Rate	5A



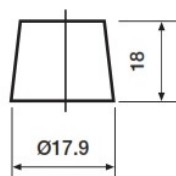
Terminal Type

T1

Standard DIN Post

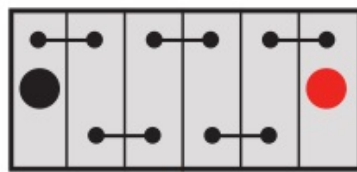


Positive Terminal



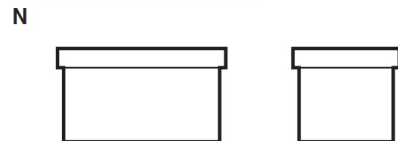
Negative Terminal

Cell Assembly Layout



9

Battery Hold-down



Data Sheet generated on 18/07/2017 - E&OE