

# UCG250-12

12V 250AH

Deep Cycle

# Ultracell®

Quality in Every Language

## UCG250-12



## Physical Specification

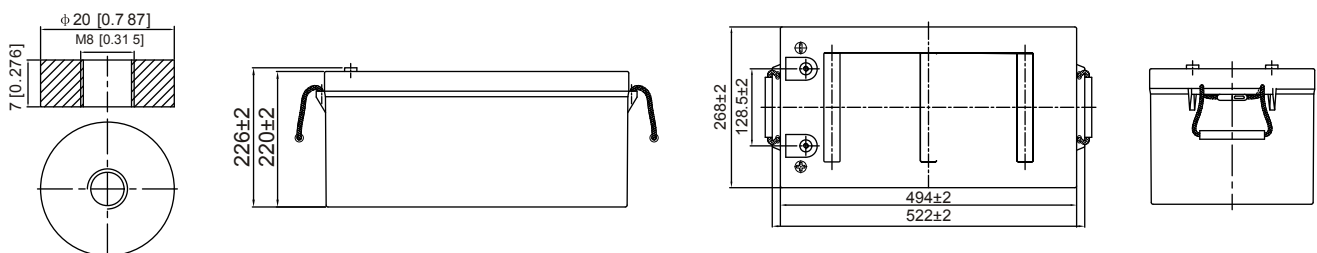
Part Number	UCG250-12
Length	522 ± 2 mm
Width	268 ± 2 mm
Container Height	220 ± 2 mm
Total Height (with terminal)	226 ± 2 mm
Approx Weight	70 kg

## Specifications

	Nominal Voltage	12V
	Nominal Capacity (10HR)	250AH
<b>Terminal Type</b>	Standard Terminal	F11
<b>Container Material</b>	Standard Option	ABS
<b>Rated Capacity</b>	20hr, 1.80V/cell, 25°C	260 AH / 13.0A
	10hr, 1.80V/cell, 25°C	250.0 AH / 25.0A
	5hr, 1.75V/cell, 25°C	214.0 AH / 42.8A
	1hr, 1.60V/cell, 25°C	153.9 AH / 153.9A
<b>Max Discharge Current</b>	2500A (5s)	
<b>Internal Resistance</b>	Approx 2.5m Ω	
<b>Discharge Characteristics</b>	Operating Temp. Range	Discharge: -15°C~50°C
		Charge: 0°C~40°C
		Storage: -15°C~40°C
	Nominal Operating Temp. Range	25±3°C
	Cycle Use	Initial Charging Current less than 75.0A. Voltage 14.4V ~ 15V at 25°C Temp. Coefficient -30mV/°C
	Standby Use	No limit on Initial Charging Current Voltage 13.5V ~ 13.8V at 25°C Temp. Coefficient -20mV/°C
	Capacity affect by Temperature	40°C 103%
		25°C 100%
		0°C 86%
<b>Design Floating Life at 20°C</b>	15 Years	
<b>Self Discharge</b>	Ultracell batteries may be stored for up to 6 months at 25°C(77°F) and then a refresh charge is required. For higher temperatures the time interval will be shorter.	

## Dimensions

### F11 Terminal



Revised: 02 Jul 2015

ALL DATA IS SUBJECT TO CHANGE WITHOUT NOTICE

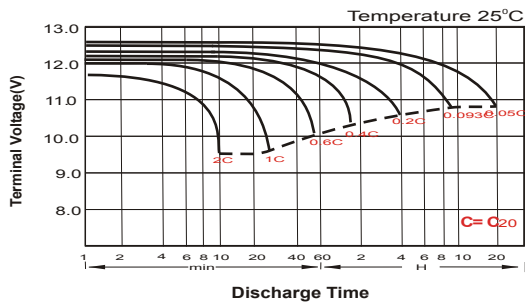
### Constant Current Discharge (Amperes) at 25°C

F.V/Time	10min	15min	20min	30min	45min	1h	2h	3h	4h	5h	6h	8h	10h	20h
1.85V/cell	316.7	273.9	236.1	187.2	142.4	117.5	74.5	57.4	46.1	38.8	34.0	27.8	23.51	12.55
1.80V/cell	389.9	311.7	266.7	209.2	158.0	128.7	81.3	62.2	49.4	41.7	36.4	29.6	25.00	13.05
1.75V/cell	452.7	352.6	297.3	228.1	169.0	137.0	85.3	64.3	50.9	42.8	37.4	30.0	25.15	13.20
1.70V/cell	\	378.5	313.7	239.5	176.6	142.2	87.6	66.1	52.4	43.9	38.2	30.6	25.45	13.40
1.65V/cell	\	402.4	334.7	251.0	184.3	148.2	90.5	68.1	53.9	44.9	38.9	31.1	25.92	13.53
1.60V/cell	\	427.3	351.1	262.4	192.9	153.9	93.6	69.5	54.9	45.9	39.6	31.6	26.19	13.67

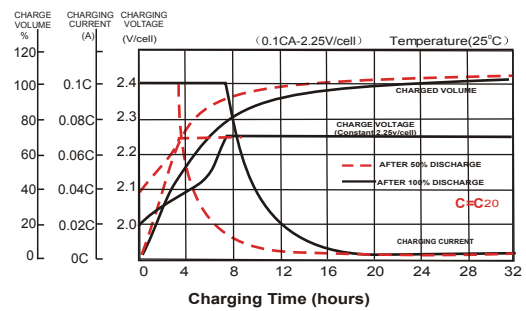
### Constant Power Discharge (Watts) at 25°C

F.V/Time	10min	15min	20min	30min	45min	1h	2h	3h	4h	5h	6h	8h	10h	20h
1.85V/cell	590.9	516.4	449.9	359.8	275.6	228.1	145.1	112.2	90.2	76.3	67.2	55.0	46.6	25.11
1.80V/cell	717.8	579.0	500.5	397.1	303.2	248.4	157.5	120.9	96.3	81.6	71.6	58.4	49.3	26.07
1.75V/cell	823.1	648.5	553.4	430.9	322.7	263.3	164.7	124.7	98.9	83.7	73.4	59.2	49.7	26.34
1.70V/cell	\	691.1	580.7	450.7	336.3	272.7	168.9	127.8	101.7	85.6	74.9	60.3	50.3	26.72
1.65V/cell	\	729.9	616.4	470.2	349.6	283.1	173.9	131.3	104.4	87.5	76.3	61.2	51.2	26.96
1.60V/cell	\	765.8	640.1	486.8	362.6	291.7	178.8	133.4	105.8	88.9	77.5	62.1	51.7	27.19

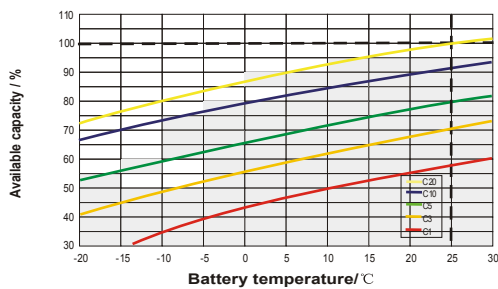
### Discharge Characteristics



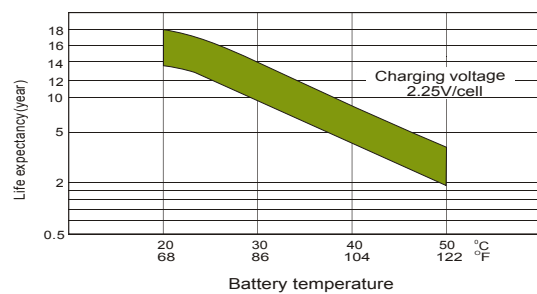
### Charging Characteristics



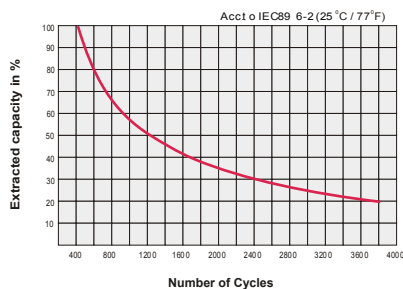
### Temperature Effects in Relation to Battery Capacity



### Effect of Temperature on Long Term Float Life



### Cycle Life in Relation to Depth of Discharge



### General Relation of Capacity VS. Storage Time

