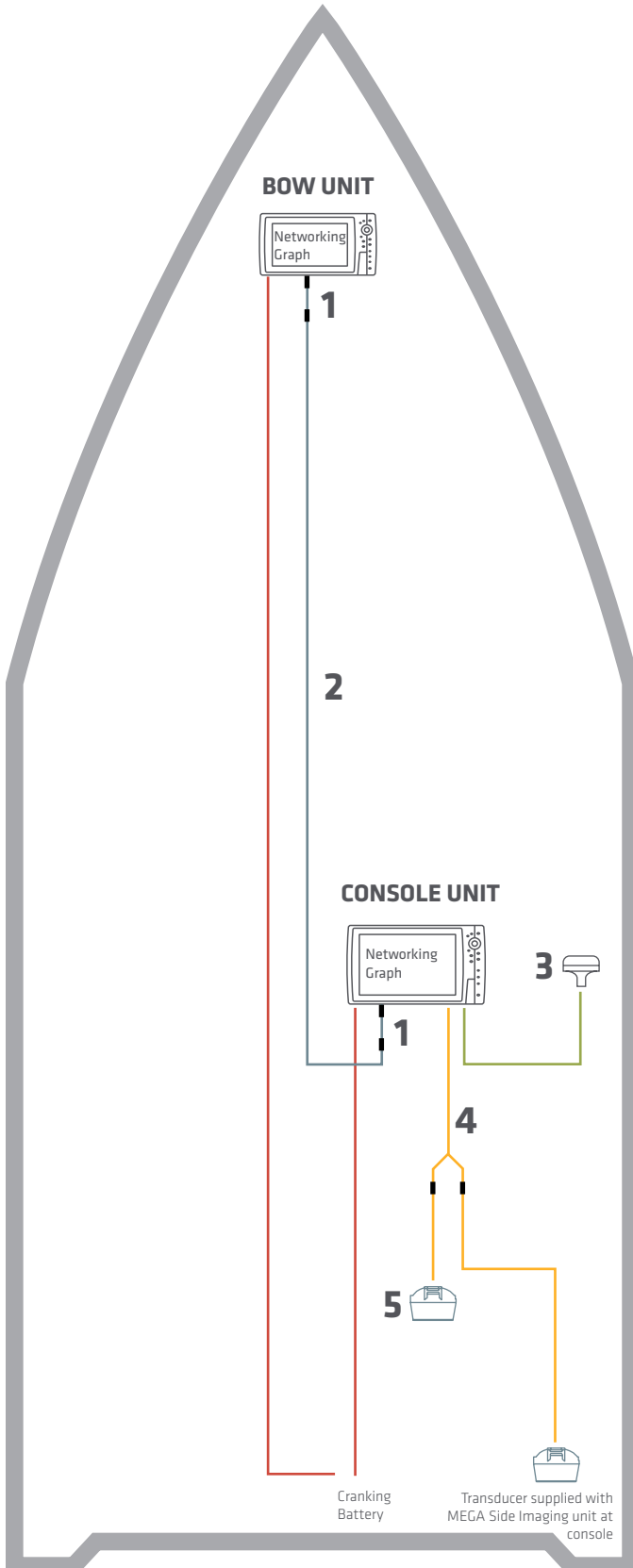






## INSTALLATION DIAGRAMS

**(1) Humminbird bow unit and (1) console unit networked together, with heading sensor GPS puck and high-speed transducer with y-cable**



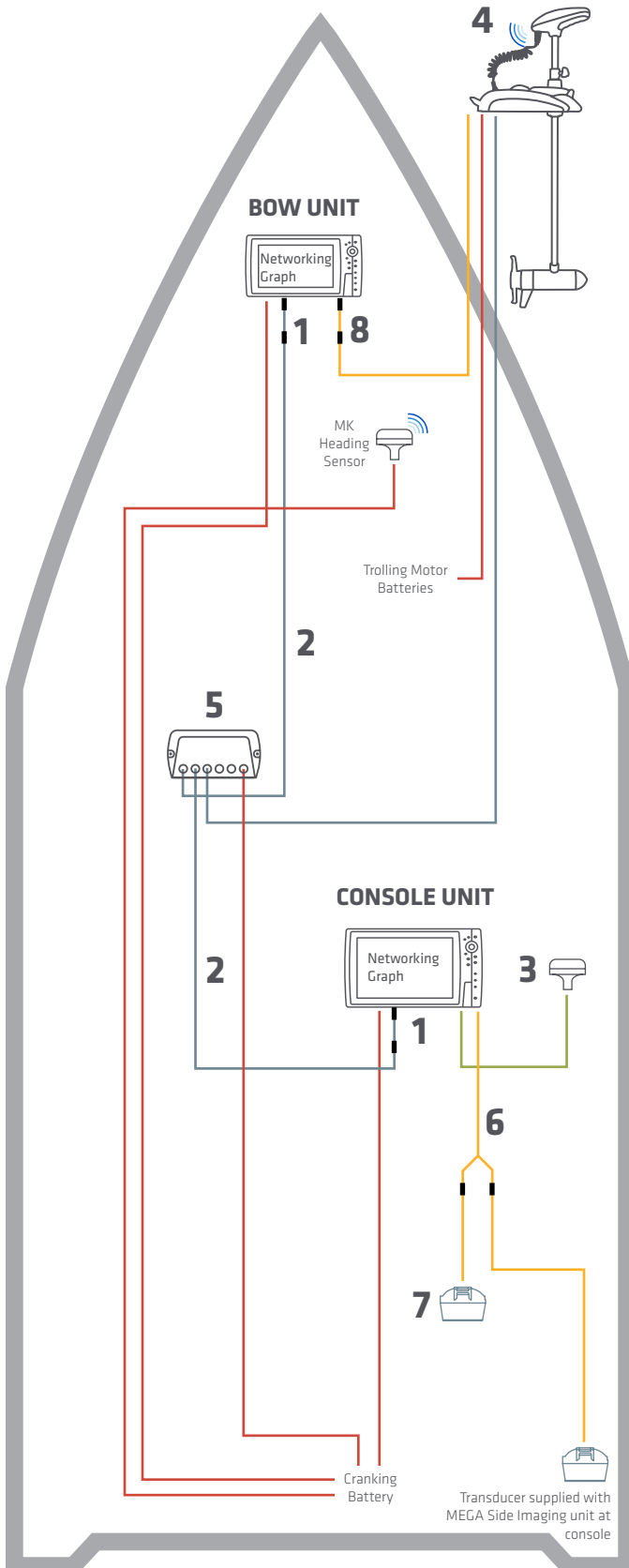
### Compatible Accessories

	HELIX Series		SOLIX Series	
<b>1</b>	<b>Ethernet Adapter Cable (need 2)</b>		<b>Ethernet Adapter Cable</b>	
	720074-1	AS EC QDE	NA	
<b>2</b>	<b>Ethernet Cable (need 1)</b>		<b>Ethernet Cable (need 1)</b>	
	720073-6	AS EC 5E (5')	720073-6	AS EC 5E (5')
	720073-2	AS EC 10E (10')	720073-2	AS EC 10E (10')
	720073-5	AS EC 15E (15')	720073-5	AS EC 15E (15')
	720073-3	AS EC 20E (20')	720073-3	AS EC 20E (20')
	720073-4	AS EC 30E (30')	720073-4	AS EC 30E (30')
<b>3</b>	<b>GPS + Heading Sensor</b>		<b>GPS + Heading Sensor</b>	
	408400-1	AS GPS HS	408400-1	AS GPS HS
			720080-1	AS GPS NMEA
<b>4</b>	<b>Transducer Splitter Cable</b>		<b>Transducer Splitter Cable</b>	
	720101-1	9 M SIDB Y	720103-1	14 M SIDB Y
<b>5</b>	<b>High Speed Transducer (fiberglass hull)</b>		<b>High Speed Transducer (fiberglass hull)</b>	
	710276-1	XP 9 HW T	710287-1	XP 14 HW T
	<b>High Speed Transducer (aluminum hull)</b>		<b>High Speed Transducer (aluminum hull)</b>	
	710274-1	XNT 9 HW T	710285-1	XNT 14 HW T
		NMEA 0183		Ethernet
		12V DC Power		Transducer Cable






The accessories and part numbers listed are valid as of April 2020. Installations shown are for HELIX G3N and SOLIX G2 networking models and Minn Kota trolling motors with i-Pilot Link.

## INSTALLATION DIAGRAMS

**Minn Kota Trolling Motor with i-Pilot Link and Built-in MEGA Imaging, (1) bow-mounted Humminbird unit and (1) console mounted Humminbird unit**



### Compatible Accessories

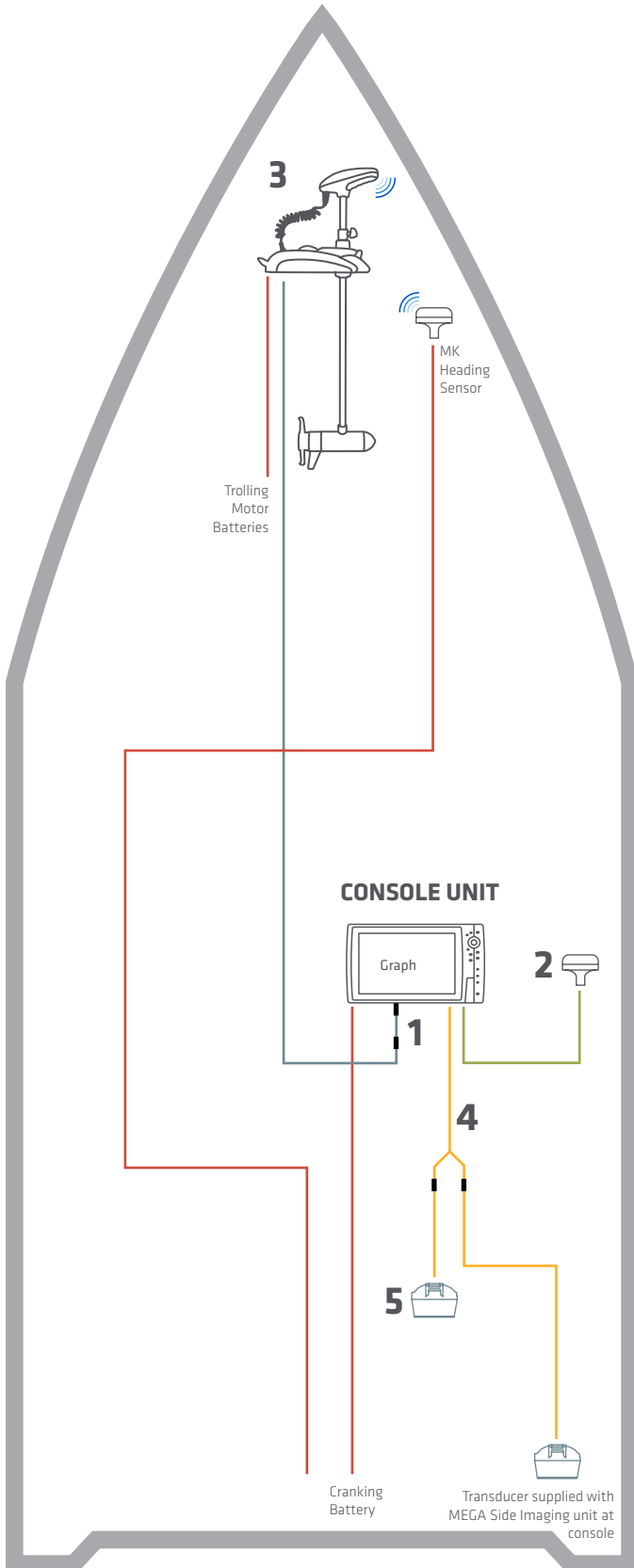
	HELIX Series		SOLIX Series	
1	<b>Ethernet Adapter Cable (need 2)</b>		<b>Ethernet Adapter Cable</b>	
	720074-1	AS EC QDE	NA	
2	<b>Ethernet Cable (need 2)</b>		<b>Ethernet Cable (need 2)</b>	
	720073-6	AS EC 5E (5')	720073-6	AS EC 5E (5')
	720073-2	AS EC 10E (10')	720073-2	AS EC 10E (10')
	720073-5	AS EC 15E (15')	720073-5	AS EC 15E (15')
	720073-3	AS EC 20E (20')	720073-3	AS EC 20E (20')
	720073-4	AS EC 30E (30')	720073-4	AS EC 30E (30')
3	<b>GPS + Heading Sensor</b>		<b>GPS + Heading Sensor</b>	
	408400-1	AS GPS HS	408400-1	AS GPS HS
			720080-1	AS GPS NMEA
4	<b>Minn Kota Trolling Motor with i-Pilot Link and Built-In MEGA Imaging</b>		<b>Minn Kota Trolling Motor with i-Pilot Link and Built-In MEGA Imaging</b>	
5	<b>5-Port Ethernet Switch</b>		<b>5-Port Ethernet Switch</b>	
	408450-1	AS ETH 5PXG	408450-1	AS ETH 5PXG
6	<b>Transducer Splitter Cable</b>		<b>Transducer Splitter Cable</b>	
	720101-1	9 M SIDB Y	720103-1	14 M SIDB Y
7	<b>High Speed Transducer (fiberglass hull)</b>		<b>High Speed Transducer (fiberglass hull)</b>	
	710276-1	XP 9 HW T	710287-1	XP 14 HW T
	<b>High Speed Transducer (aluminum hull)</b>		<b>High Speed Transducer (aluminum hull)</b>	
	710274-1	XNT 9 HW T	710285-1	XNT 14 HW T
8	<b>Adapter Cable for Built-In MEGA Imaging</b>		<b>Adapter Cable for Built-In MEGA Imaging</b>	
	1852088	MKR-MI-1 (HELIX 8-12 G2N and newer)	NA	
	1852086	MKR-MDI-2 HB HELIX 7 G2N / G3N	NA	
		NMEA 0183		Ethernet
		12V DC Power		Transducer Cable
				Bluetooth® Signal

\* One (1) AS ECX 30E Ethernet Extension cable included with i-Pilot Link trolling motor

The accessories and part numbers listed are valid as of April 2020. Installations shown are for HELIX G3N and SOLIX G2 networking models and Minn Kota trolling motors with i-Pilot Link.

## INSTALLATION DIAGRAMS






### Minn Kota Trolling Motor with i-Pilot Link and (1) console-mounted Humminbird unit



### Compatible Accessories

	HELIX Series		SOLIX Series	
<b>1</b>	<b>Ethernet Adapter Cable</b>		<b>Ethernet Adapter Cable</b>	
	720074-1	AS EC QDE	NA	
<b>2</b>	<b>GPS + Heading Sensor</b>		<b>GPS + Heading Sensor</b>	
	408400-1	AS GPS HS	408400-1	AS GPS HS
			720080-1	AS GPS NMEA
<b>3</b>	<b>Minn Kota Trolling Motor with i-Pilot Link *</b>		<b>Minn Kota Trolling Motor with i-Pilot Link *</b>	
<b>4</b>	<b>Transducer Splitter Cable</b>		<b>Transducer Splitter Cable</b>	
	720101-1	9 M SIDB Y	720103-1	14 M SIDB Y
<b>5</b>	<b>High Speed Transducer (fiberglass hull)</b>		<b>High Speed Transducer (fiberglass hull)</b>	
	710276-1	XP 9 HW T	710287-1	XP 14 HW T
	<b>High Speed Transducer (aluminum hull)</b>		<b>High Speed Transducer (aluminum hull)</b>	
	710274-1	XNT 9 HW T	710285-1	XNT 14 HW T

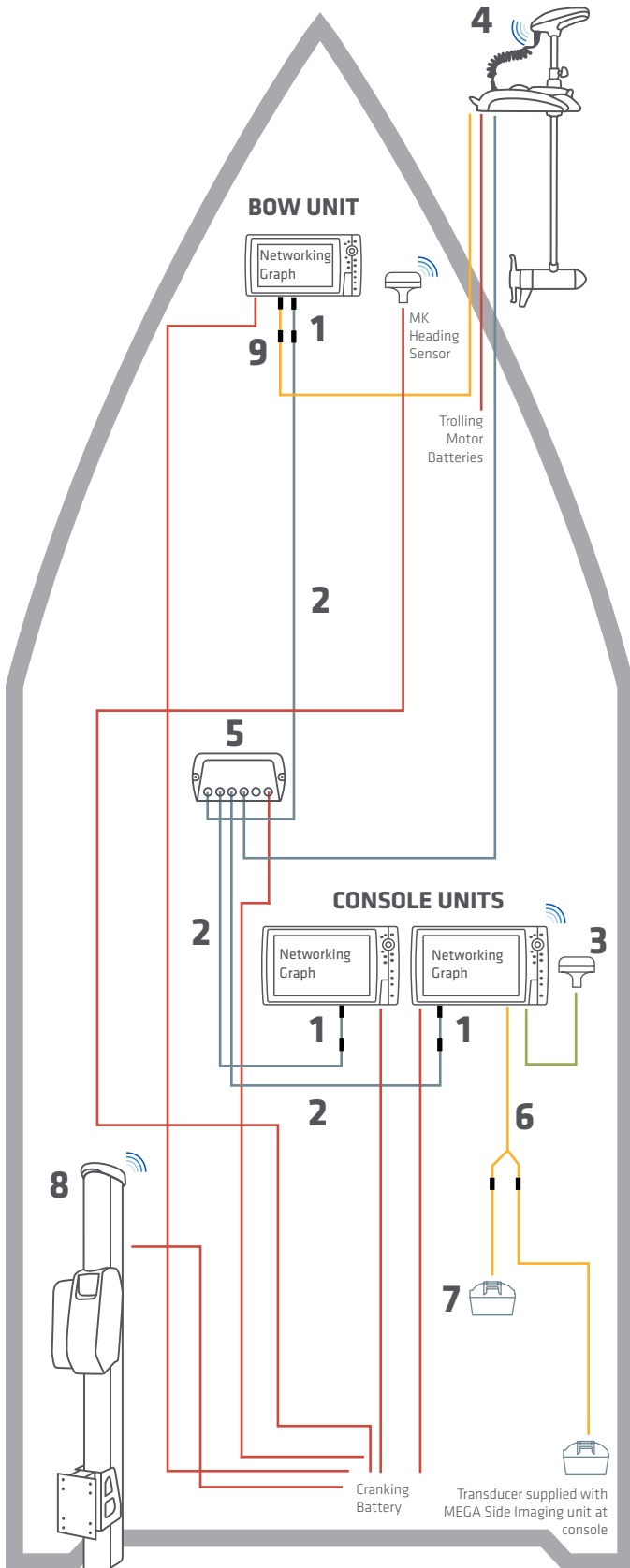
				
NMEA 0183	Ethernet	12V DC Power	Transducer Cable	Bluetooth® Signal

\* One (1) AS ECX 30E Ethernet Extension cable included with i-Pilot Link trolling motor

The accessories and part numbers listed are valid as of April 2020. Installations shown are for HELIX G3N and SOLIX G2 networking models and Minn Kota trolling motors with i-Pilot Link.

## INSTALLATION DIAGRAMS

**Minn Kota Trolling Motor with i-Pilot Link and Built-In MEGA Down Imaging, (1) bow-mounted Humminbird unit, (2) console-mounted Humminbird units and Talon Shallow Water Anchor**



### Compatible Accessories

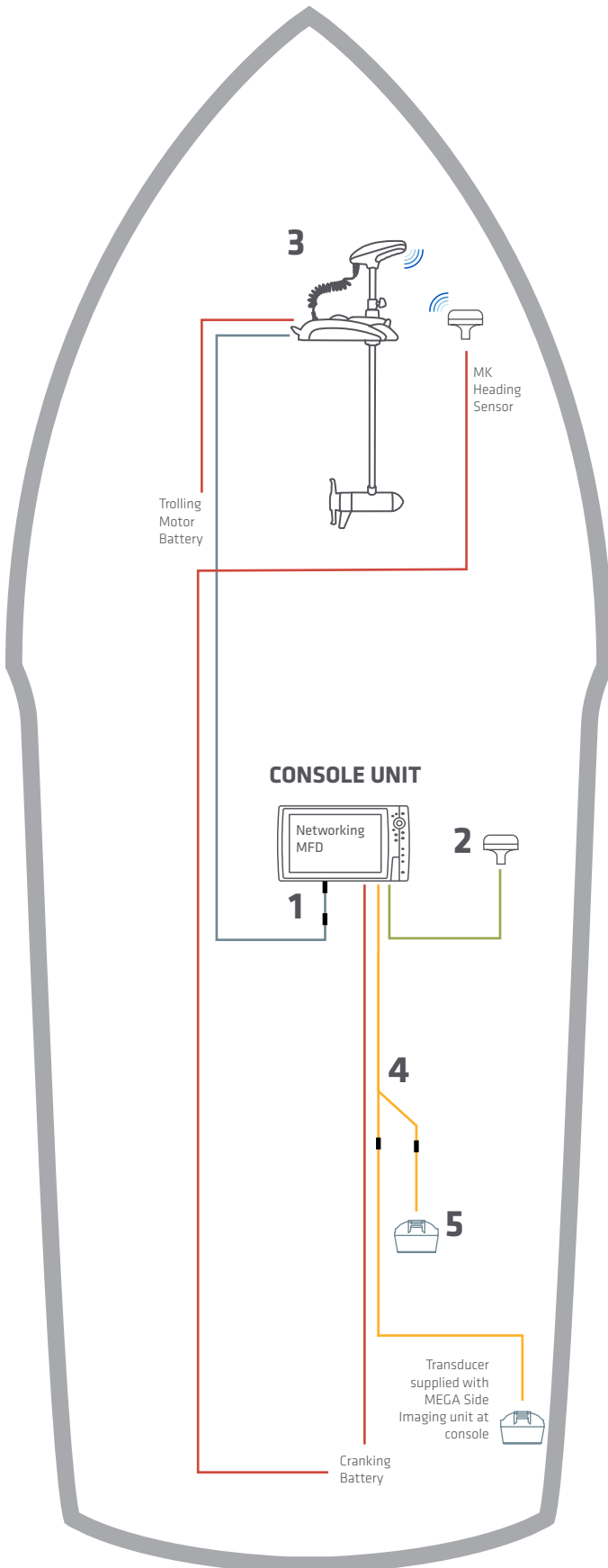
	HELIX G3N Series	SOLIX Series	
<b>1</b>	<b>Ethernet Adapter Cable (need 3)</b>		<b>Ethernet Adapter Cable</b>
	720074-1	AS EC QDE	NA
<b>2</b>	<b>Ethernet Cable (need 3)</b>		<b>Ethernet Cable (need 3)</b>
	720073-6 720073-2 720073-5 720073-3 720073-4	AS EC 5E (5') AS EC 10E (10') AS EC 15E (15') AS EC 20E (20') AS EC 30E (30')	720073-6 720073-2 720073-5 720073-3 720073-4 AS EC 5E (5') AS EC 10E (10') AS EC 15E (15') AS EC 20E (20') AS EC 30E (30')
<b>3</b>	<b>GPS + Heading Sensor</b>		<b>GPS + Heading Sensor</b>
	408400-1	AS GPS HS	408400-1 AS GPS HS
			720080-1 AS GPS NMEA
<b>4</b>	<b>Minn Kota Trolling Motor with i-Pilot Link and Built-In MEGA Imaging</b>		<b>Minn Kota Trolling Motor with i-Pilot Link and Built-In MEGA Imaging</b>
<b>5</b>	<b>5-Port Ethernet Switch</b>		<b>5-Port Ethernet Switch</b>
	408450-1	AS ETH 5PXG	408450-1 AS ETH 5PXG
<b>6</b>	<b>Transducer Splitter Cable</b>		<b>Transducer Splitter Cable</b>
	720101-1	9 M SIDB Y	720103-1 14 M SIDB Y
<b>7</b>	<b>High Speed Transducer (fiberglass hull)</b>		<b>High Speed Transducer (fiberglass hull)</b>
	710276-1	XP 9 HW T	710287-1 XP 14 HW T
	<b>High Speed Transducer (aluminum hull)</b>		<b>High Speed Transducer (aluminum hull)</b>
	710274-1	XNT 9 HW T	710285-1 XNT 14 HW T
<b>8</b>	<b>Minn Kota Talon with Bluetooth</b>		<b>Minn Kota Talon with Bluetooth</b>
		Talon SWA	Talon SWA
<b>9</b>	<b>Adapter Cable for Built-In MEGA Imaging</b>		<b>Adapter Cable for Built-In MEGA Imaging</b>
	1852088	MKR-MI-1 (HELIX 8-12 G2N and newer)	NA
	1852086	MKR-MDI-2 HB HELIX 7 G2N / G3N	NA

\* One (1) AS ECX 30E Ethernet Extension cable included with i-Pilot Link trolling motor

The accessories and part numbers listed are valid as of April 2020. Installations shown are for HELIX G3N and SOLIX G2 networking models and Minn Kota trolling motors with i-Pilot Link.

## INSTALLATION DIAGRAMS






### Saltwater - Minn Kota Riptide Trolling Motor with i-Pilot Link and (1) Console Mount Humminbird Unit



### Compatible Accessories

	HELIX Series		SOLIX Series	
1	<b>Ethernet Adapter Cable</b>		<b>Ethernet Adapter Cable</b>	
	720074-1	AS EC QDE	NA	
2	<b>GPS + Heading Sensor</b>		<b>GPS + Heading Sensor</b>	
	408400-1	AS GPS HS	408400-1	AS GPS HS
			720080-1	AS GPS NMEA
3	<b>Minn Kota Trolling Motor with i-Pilot Link *</b>		<b>Minn Kota Trolling Motor with i-Pilot Link *</b>	
4	<b>Transducer Splitter Cable</b>		<b>Transducer Splitter Cable</b>	
	720101-1	9 M SIDB Y	720103-1	14 M SIDB Y
5	<b>High Speed Transducer (fiberglass hull)</b>		<b>High Speed Transducer (fiberglass hull)</b>	
	710276-1	XP 9 HW T	710287-1	XP 14 HW T
6	<b>High Speed Transducer (aluminum hull)</b>		<b>High Speed Transducer (aluminum hull)</b>	
	710274-1	XNT 9 HW T	710285-1	XNT 14 HW T

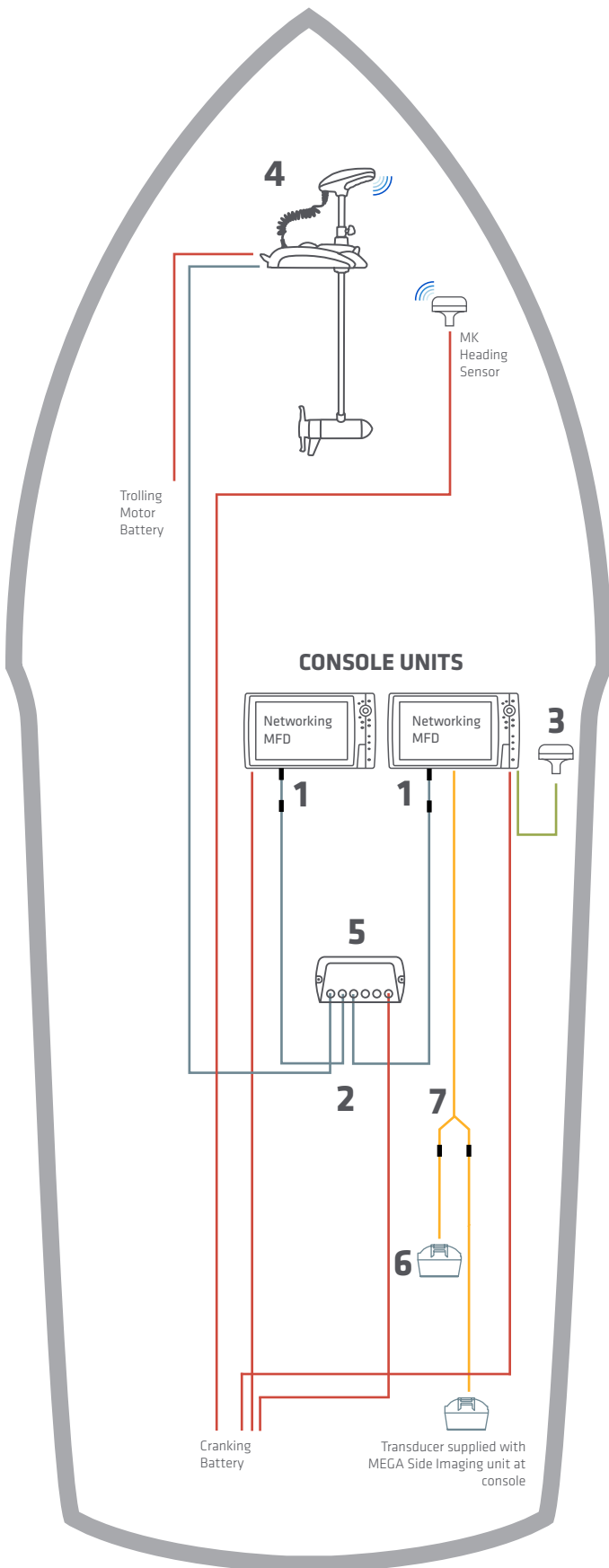
				
NMEA 0183	Ethernet	12V DC Power	Transducer Cable	Bluetooth® Signal

\* One (1) AS ECX 30E Ethernet Extension cable included with i-Pilot Link trolling motor






The accessories and part numbers listed are valid as of April 2020. Installations shown are for HELIX G3N and SOLIX G2 networking models and Minn Kota trolling motors with i-Pilot Link.

## INSTALLATION DIAGRAMS

### Saltwater - Minn Kota Riptide Trolling Motor with i-Pilot Link and (2) console-mounted Humminbird Units



### Compatible Accessories

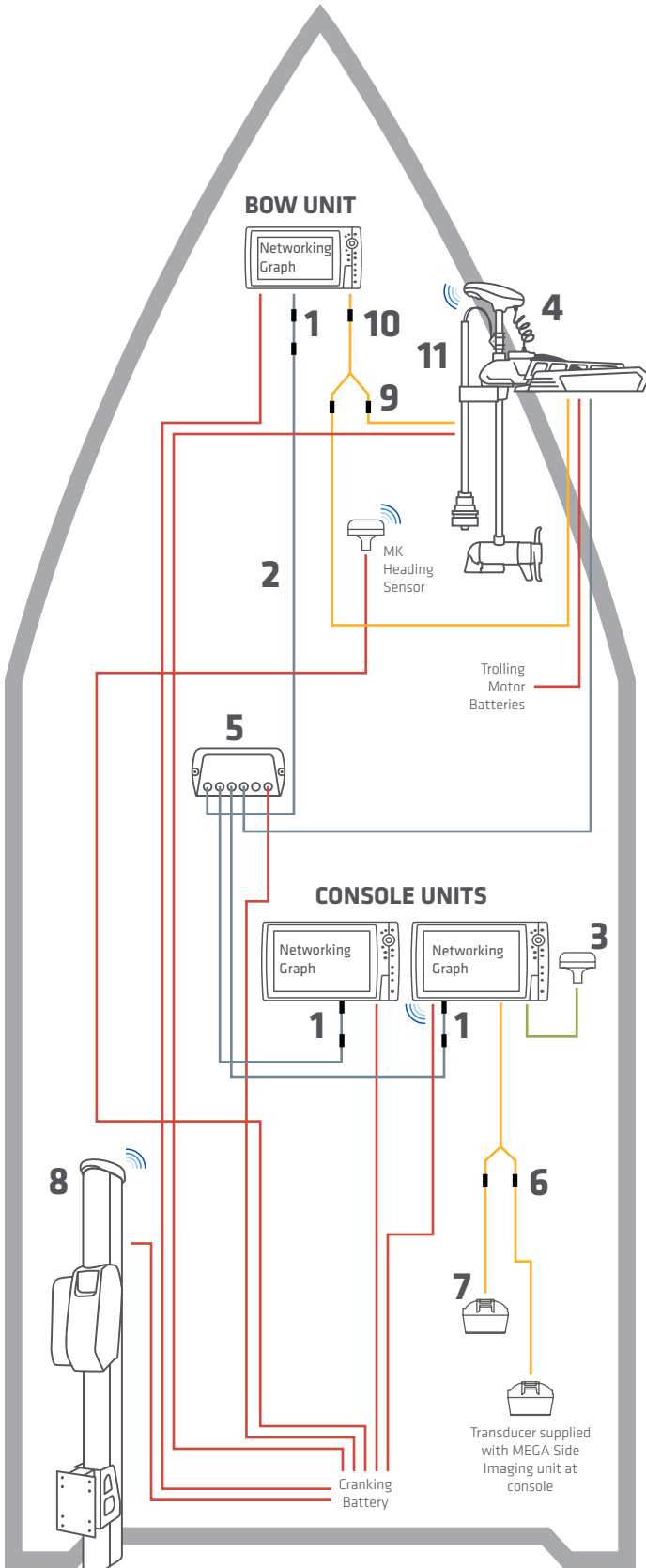
	HELIX Series		SOLIX Series	
<b>1</b>	<b>Ethernet Adapter Cable (need 2)</b>		<b>Ethernet Adapter Cable</b>	
	720074-1	AS EC QDE	NA	
<b>2</b>	<b>Ethernet Cable (need 2)</b>		<b>Ethernet Cable (need 2)</b>	
	720073-6	AS EC 5E - 5'	720073-6	AS EC 5E - 5'
	720073-2	AS EC 10E - 10'	720073-2	AS EC 10E - 10'
	720073-5	AS EC 15E - 15'	720073-5	AS EC 15E - 15'
	720073-3	AS EC 20E - 20'	720073-3	AS EC 20E - 20'
	720073-4	AS EC 30E - 30'	720073-4	AS EC 30E - 30'
	760025-1	AS ECX 30E -30'	760025-1	AS ECX 30E -30'
<b>3</b>	<b>GPS + Heading Sensor</b>		<b>GPS + Heading Sensor</b>	
	408400-1	AS GPS HS	408400-1	AS GPS HS
			720080-1	AS GPS NMEA
<b>4</b>	<b>Minn Kota Trolling Motor with i-Pilot Link *</b>		<b>Minn Kota Trolling Motor with i-Pilot Link *</b>	
<b>5</b>	<b>5-Port Ethernet Switch</b>		<b>5-Port Ethernet Switch</b>	
	408450-1	AS ETH 5PXG	408450-1	AS ETH 5PXG
<b>6</b>	<b>High Speed Transducer (fiberglass hull)</b>		<b>High Speed Transducer (fiberglass hull)</b>	
	710276-1	XP 9 HW T	710287-1	XP 14 HW T
	<b>High Speed Transducer (aluminum hull)</b>		<b>High Speed Transducer (aluminum hull)</b>	
	710274-1	XNT 9 HW T	710285-1	XNT 14 HW T
<b>7</b>	<b>Transducer Splitter Cable</b>		<b>Transducer Splitter Cable</b>	
	720101-1	9 M SIDB Y	720103-1	14 M SIDB Y
		NMEA 0183		Ethernet
		12V DC Power		Transducer Cable
				Bluetooth® Signal

\* One (1) AS ECX 30E Ethernet Extension cable included with i-Pilot Link trolling motor






The accessories and part numbers listed are valid as of April 2020. Installations shown are for HELIX G3N and SOLIX G2 networking models and Minn Kota trolling motors with i-Pilot Link.

## INSTALLATION DIAGRAMS

**Minn Kota Trolling Motor with i-Pilot Link and Built-In MEGA Imaging, (1) Bow-Mounted Humminbird unit, MEGA 360 Imaging – Ultrex, (2) Console-Mounted Humminbird units, and Talon Shallow Water Anchor**



### Compatible Accessories

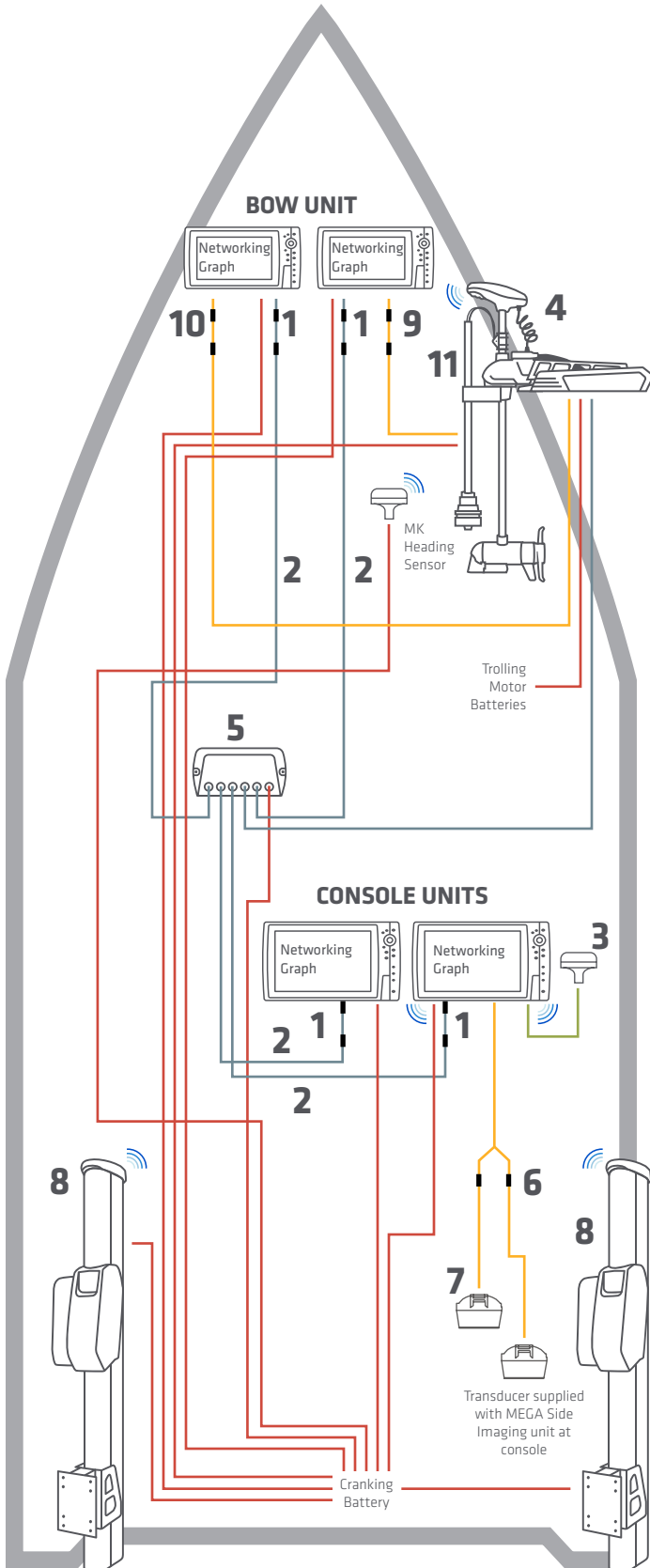
	HELIX G3N Series		SOLIX Series	
<b>1 Ethernet Adapter Cable (need 3)</b>	<b>Ethernet Adapter Cable</b>		<b>Ethernet Adapter Cable</b>	
720074-1	AS EC QDE	NA		
<b>2 Ethernet Cable (need 3)</b>	<b>Ethernet Cable (need 3)</b>		<b>Ethernet Cable (need 3)</b>	
720073-6	AS EC 5E (5')	720073-6	AS EC 5E (5')	
720073-2	AS EC 10E (10')	720073-2	AS EC 10E (10')	
720073-5	AS EC 15E (15')	720073-5	AS EC 15E (15')	
720073-3	AS EC 20E (20')	720073-3	AS EC 20E (20')	
720073-4	AS EC 30E (30')	720073-4	AS EC 30E (30')	
<b>3 GPS + Heading Sensor</b>	<b>GPS + Heading Sensor</b>		<b>GPS + Heading Sensor</b>	
408400-1	AS GPS HS	408400-1	AS GPS HS	
		720080-1	AS GPS NMEA	
<b>4 Minn Kota Ultrex Trolling Motor with i-Pilot Link and Built-In Mega Imaging *</b>	<b>Minn Kota Ultrex Trolling Motor with i-Pilot Link and Built-In Mega Imaging *</b>		<b>Minn Kota Ultrex Trolling Motor with i-Pilot Link and Built-In Mega Imaging *</b>	
<b>5 5-Port Ethernet Switch</b>	<b>5-Port Ethernet Switch</b>		<b>5-Port Ethernet Switch</b>	
408450-1	AS ETH 5PXG	408450-1	AS ETH 5PXG	
<b>6 Transducer Splitter Cable</b>	<b>Transducer Splitter Cable</b>		<b>Transducer Splitter Cable</b>	
720101-1	9 M SIDB Y	720103-1	14 M SIDB Y	
<b>7 High Speed Transducer (fiberglass hull)</b>	<b>High Speed Transducer (fiberglass hull)</b>		<b>High Speed Transducer (fiberglass hull)</b>	
710276-1	XP 9 HW T	710287-1	XP 14 HW T	
<b>High Speed Transducer (aluminum hull)</b>	<b>High Speed Transducer (aluminum hull)</b>		<b>High Speed Transducer (aluminum hull)</b>	
710274-1	XNT 9 HW T	710285-1	XNT 14 HW T	
<b>8 Minn Kota Talon with Bluetooth</b>	<b>Minn Kota Talon with Bluetooth</b>		<b>Minn Kota Talon with Bluetooth</b>	
	Talon SWA		Talon SWA	
<b>9 MEGA 360 and MDI/2D Y-Cable</b>	<b>MEGA 360 and MDI/2D Y-Cable</b>		<b>MEGA 360 and MDI/2D Y-Cable</b>	
720108-1	14 M360 2DDI Y	720108-1	14 M360 2DDI Y	
<b>10 Adapter Cable for MEGA 360 Y-cable</b>	<b>Adapter Cable for MEGA 360 Y-cable</b>		<b>Adapter Cable for MEGA 360 Y-cable</b>	
AD HELIX M360 (Included with MEGA 360)		NA		
<b>11 MEGA 360 Imaging</b>	<b>MEGA 360 Imaging</b>		<b>MEGA 360 Imaging</b>	
411250-1	MEGA 360 Imaging - Ultrex	411250-1	MEGA 360 Imaging - Ultrex	
				
NMEA 0183	Ethernet	12V DC Power	Transducer Cable	Bluetooth® Signal

\* One (1) AS ECX 30E Ethernet Extension cable included with i-Pilot Link trolling motor






The accessories and part numbers listed are valid as of April 2020. Installations shown are for HELIX G3N and SOLIX G2 networking models and Minn Kota trolling motors with i-Pilot Link.

## INSTALLATION DIAGRAMS

**Minn Kota Ultrex Trolling Motor with i-Pilot Link and Built-In MEGA Imaging, (2) Bow-Mounted Humminbird units, MEGA 360 Imaging – Ultrex, (2) Console-Mounted Humminbird units, and Talon Shallow Water Anchor**



### Compatible Accessories

	HELIX G3N Series	SOLIX Series			
1	<b>Ethernet Adapter Cable (need 4)</b>	<b>Ethernet Adapter Cable</b>			
	720074-1 AS EC QDE	NA			
2	<b>Ethernet Cable (need 4)</b>	<b>Ethernet Cable (need 4)</b>			
	720073-6 AS EC 5E (5') 720073-2 AS EC 10E (10') 720073-5 AS EC 15E (15') 720073-3 AS EC 20E (20') 720073-4 AS EC 30E (30')	720073-6 AS EC 5E (5') 720073-2 AS EC 10E (10') 720073-5 AS EC 15E (15') 720073-3 AS EC 20E (20') 720073-4 AS EC 30E (30')			
3	<b>GPS + Heading Sensor</b>	<b>GPS + Heading Sensor</b>			
	408400-1 AS GPS HS	408400-1 AS GPS HS 720080-1 AS GPS NMEA			
4	<b>Minn Kota Ultrex Trolling Motor with i-Pilot Link and Built-In Mega Imaging *</b>	<b>Minn Kota Ultrex Trolling Motor with i-Pilot Link and Built-In Mega Imaging *</b>			
5	<b>5-Port Ethernet Switch</b>	<b>5-Port Ethernet Switch</b>			
	408450-1 AS ETH 5PXG	408450-1 AS ETH 5PXG			
6	<b>Transducer Splitter Cable</b>	<b>Transducer Splitter Cable</b>			
	720101-1 9 M SIDB Y	720103-1 14 M SIDB Y			
7	<b>High Speed Transducer (fiberglass hull)</b>	<b>High Speed Transducer (fiberglass hull)</b>			
	710276-1 XP 9 HW T	710287-1 XP 14 HW T			
	<b>High Speed Transducer (aluminum hull)</b>	<b>High Speed Transducer (aluminum hull)</b>			
	710274-1 XNT 9 HW T	710285-1 XNT 14 HW T			
8	<b>Minn Kota Talon with Bluetooth (need 2)</b>	<b>Minn Kota Talon with Bluetooth (need 2)</b>			
	Talon SWA	Talon SWA			
9	<b>MEGA 360 Adapter Cable Adapter</b>	<b>MEGA 360 Adapter Cable Adapter</b>			
	AD HELIX M360 (Included with MEGA 360)	NA			
10	<b>Adapter Cable for Built-in MEGA Imaging</b>	<b>Adapter Cable for Built-in MEGA Imaging</b>			
	#1852088 MKR-MI-1 (HELIX 8-12 G2N and newer)	NA			
	#1852086 MKR-MDI-2 (HELIX 7 G3/G3N)	NA			
11	<b>MEGA 360 Imaging</b>	<b>MEGA 360 Imaging</b>			
	411250-1 MEGA 360 Imaging - Ultrex	411250-1 MEGA 360 Imaging - Ultrex			
	 NMEA 0183	 Ethernet	 12V DC Power	 Transducer Cable	 Bluetooth® Signal

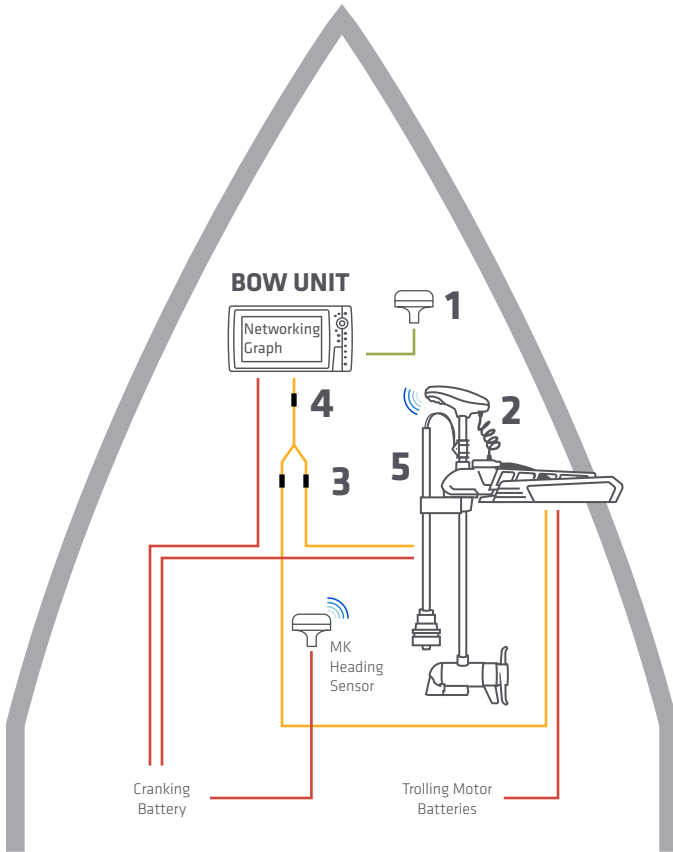
\* One (1) AS ECX 30E Ethernet Extension cable included with i-Pilot Link trolling motor

The accessories and part numbers listed are valid as of April 2020. Installations shown are for HELIX G3N and SOLIX G2 networking models and Minn Kota trolling motors with i-Pilot Link.








## INSTALLATION DIAGRAMS

**Adding a MEGA 360 Imaging – Ultrex model to a boat with (1) Bow-Mounted Humminbird unit and Minn Kota motor with Built-In MEGA Imaging**



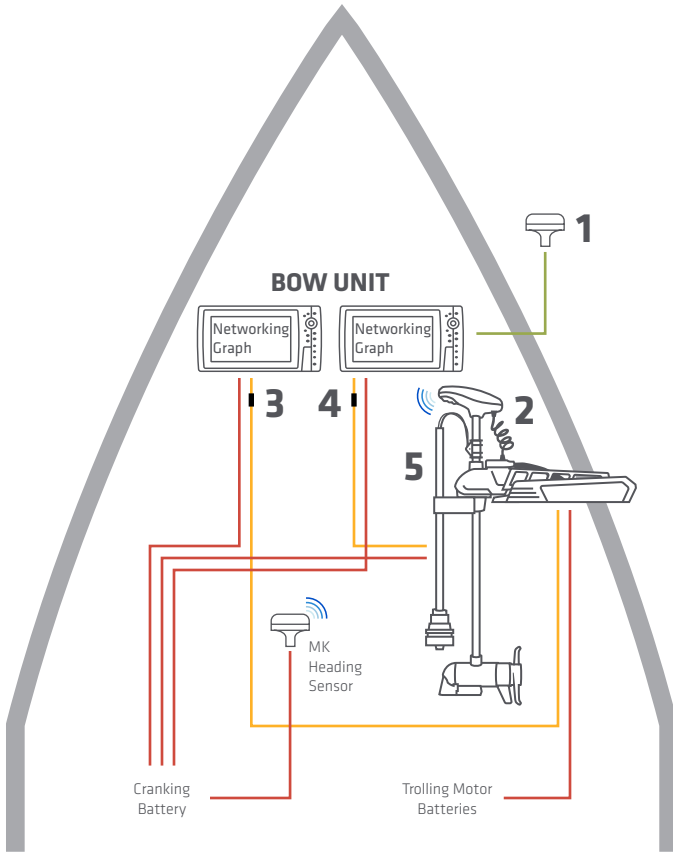
### Compatible Accessories

	HELIX G3N Series		SOLIX Series	
1	<b>GPS + Heading Sensor</b>		<b>GPS + Heading Sensor</b>	
	408400-1	AS GPS HS	408400-1	AS GPS HS
			720080-1	AS GPS NMEA
2	<b>Minn Kota Ultrex Trolling Motor with i-Pilot Link and Built-In Mega Imaging *</b>		<b>Minn Kota Ultrex Trolling Motor with i-Pilot Link and Built-In Mega Imaging *</b>	
3	<b>MEGA 360 and MDI/2D Y-Cable</b>		<b>MEGA 360 and MDI/2D Y-Cable</b>	
	720108-1	14 M360 2DDI Y	720108-1	14 M360 2DDI Y
4	<b>MEGA 360 Adapter Cable</b>		<b>MEGA 360 Adapter Cable</b>	
	AD HELIX M360 (Included with MEGA 360)		NA	
5	<b>MEGA 360 Imaging</b>		<b>MEGA 360 Imaging</b>	
	411250-1	MEGA 360 Imaging - Ultrex	411250-1	MEGA 360 Imaging - Ultrex
	 NMEA 0183	 Ethernet	 12V DC Power	 Transducer Cable
				 Bluetooth® Signal





The accessories and part numbers listed are valid as of April 2020. Installations shown are for HELIX G3N and SOLIX G2 networking models and Minn Kota trolling motors with i-Pilot Link.

## INSTALLATION DIAGRAMS

**Adding a MEGA 360 Imaging - Ultrex model to a boat with (2) Bow-Mounted Humminbird units and Minn Kota motor with Built-In MEGA Imaging**



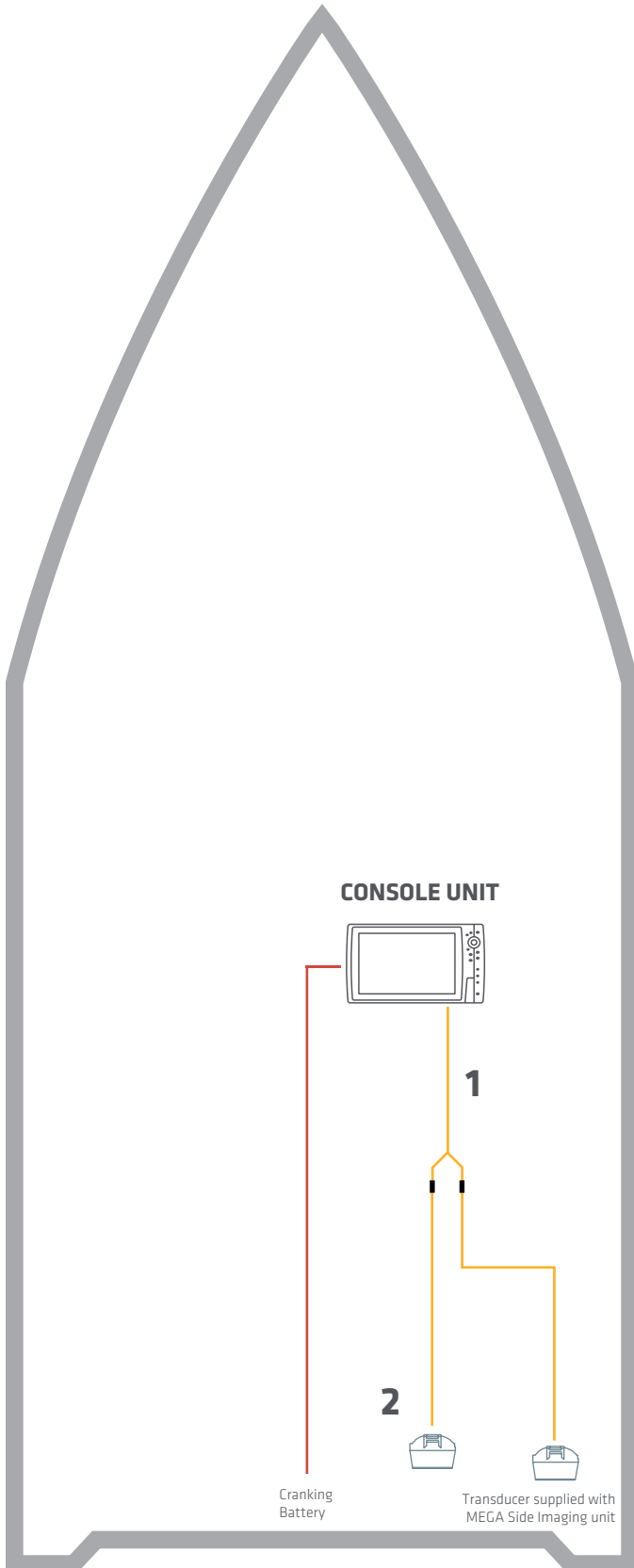
### Compatible Accessories

	HELIX G3N Series		SOLIX Series	
1	<b>GPS + Heading Sensor</b>		<b>GPS + Heading Sensor</b>	
	408400-1	AS GPS HS	408400-1	AS GPS HS
			720080-1	AS GPS NMEA
2	<b>Minn Kota Ultrex Trolling Motor with i-Pilot Link and Built-In Mega Imaging *</b>		<b>Minn Kota Ultrex Trolling Motor with i-Pilot Link and Built-In Mega Imaging *</b>	
3	<b>Adapter Cable for Built-In MEGA Imaging</b>		<b>Adapter Cable for Built-In MEGA Imaging</b>	
	#1852088	MKR-MI-1 (HELIX 8-12 G2N and newer)	NA	
	#1852086	MKR-MDI-2 (HELIX 7 G3/G3N)	NA	
4	<b>MEGA 360 Adapter Cable</b>		<b>MEGA 360 Adapter Cable</b>	
	AD HELIX M360 (Included with MEGA 360)		NA	
5	<b>MEGA 360 Imaging</b>		<b>MEGA 360 Imaging</b>	
	411250-1	MEGA 360 Imaging - Ultrex	411250-1	MEGA 360 Imaging - Ultrex
				
	NMEA 0183	Ethernet	12V DC Power	Bluetooth® Signal

The accessories and part numbers listed are valid as of April 2020. Installations shown are for HELIX G3N and SOLIX G2 networking models and Minn Kota trolling motors with i-Pilot Link.

## INSTALLATION DIAGRAMS

(1) Humminbird console unit with Side Imaging and 2D sonar transducers with Y-cable for high-speed depth performance



### Compatible Accessories

	HELIX Series		SOLIX Series	
1	<b>Transducer Splitter Cable</b>		<b>Transducer Splitter Cable</b>	
	720101-1	9 M SIDB Y	720103-1	14 M SIDB Y
2	<b>High Speed Transducer (fiberglass hull)</b>		<b>High Speed Transducer (fiberglass hull)</b>	
	710276-1	XP 9 HW T	710287-1	XP 14 HW T
	<b>High Speed Transducer (aluminum hull)</b>		<b>High Speed Transducer (aluminum hull)</b>	
	710274-1	XNT 9 HW T	710285-1	XNT 14 HW T



NMEA 0183



Ethernet



12V DC Power



Transducer Cable

The accessories and part numbers listed are valid as of April 2020. Installations shown are for HELIX G3N and SOLIX G2 networking models and Minn Kota trolling motors with i-Pilot Link.